

# Team Teaching Across 130 Miles

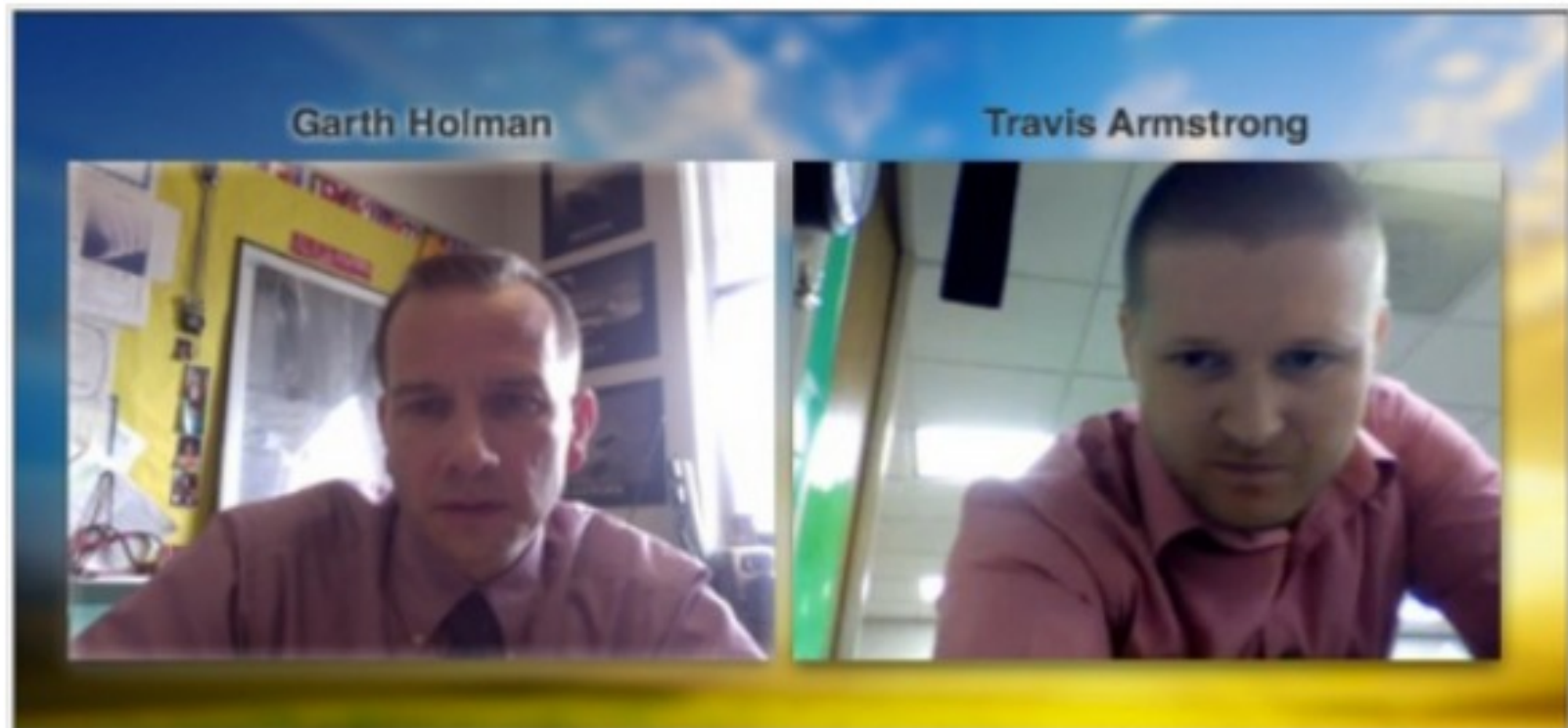
## Beachwood & Dublin



Slide 1: Projector and Student View

Students will see this on the projector and use their devices to drag items on it

# Who we are



Beachwood City Schools  
Twitter: @garthholman  
Email: [garth@teachersfortomorrow.net](mailto:garth@teachersfortomorrow.net)

Dublin City Schools  
Twitter: @DmsArmstrong  
Email: [armstrong@teachersfortomorrow.net](mailto:armstrong@teachersfortomorrow.net)

Blog: [www.teachersfortomorrow.net](http://www.teachersfortomorrow.net)



Slide 2: Projector and Student View

Students will see this on the projector

# What are the benefits of team teaching?

abc

Slide 3: Projector and Student View

Students will see this on the projector and use their devices to enter text

# What are the challenges of team teaching?

abc

Slide 4: Projector and Student View

Students will see this on the projector and use their devices to enter text

# Find your



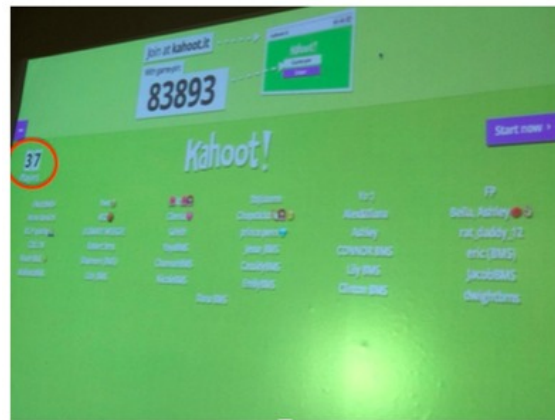
# TRIBE

Slide 5: Projector and Student View

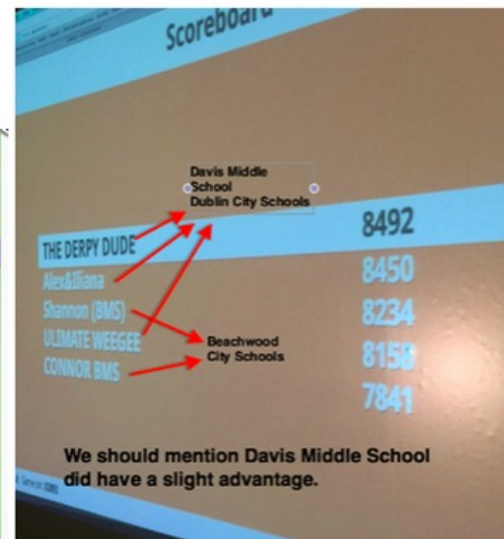
Students will see this on the projector

# Take a few minutes and read the post below

<http://www.teachersfortomorrow.net/home/via-skype-distance-gaming>



37 students set up for the game. Students from Beachwood use first name and BMS.

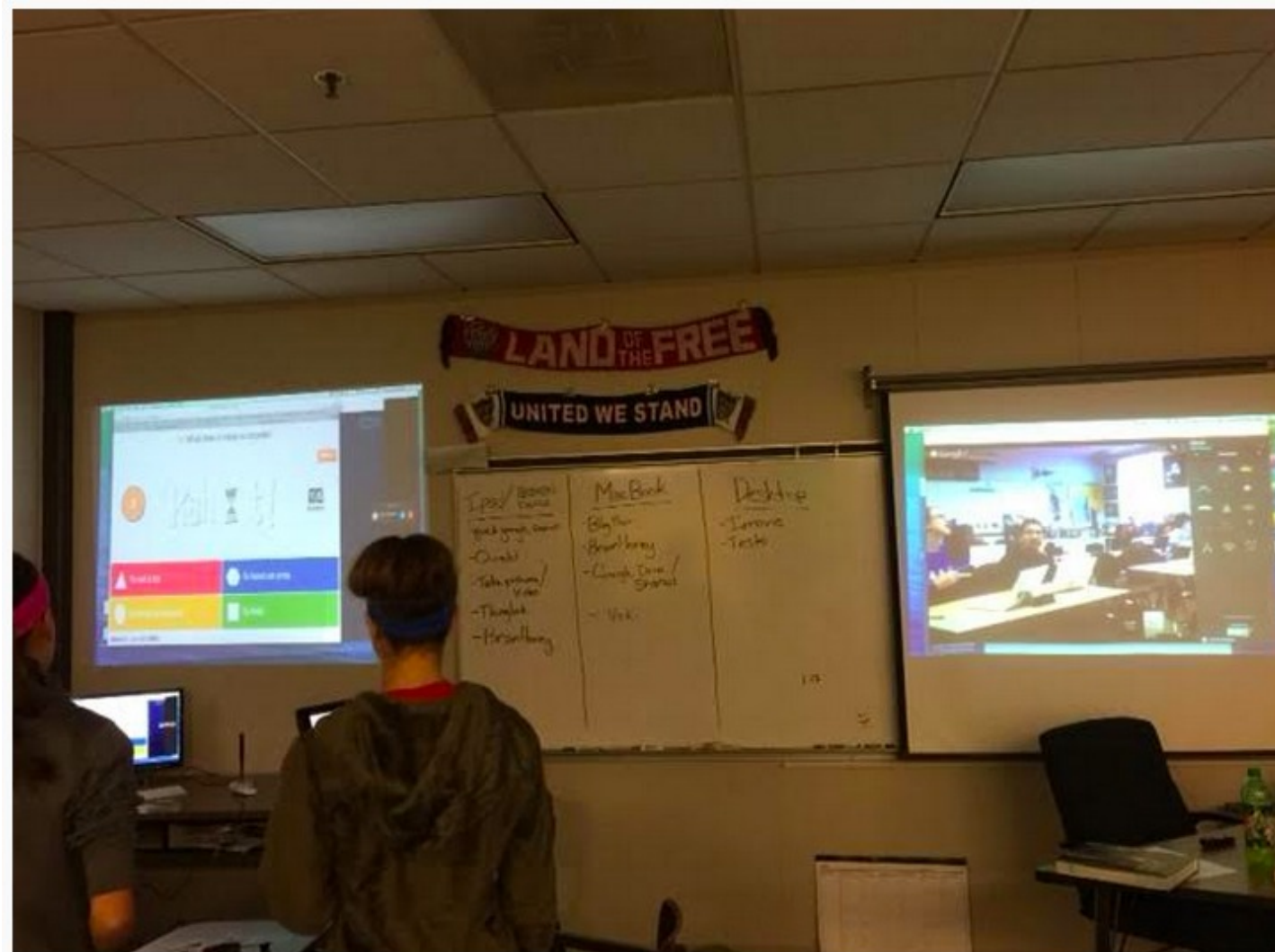


Final score shows Student's from both schools making the top five.

Slide 6: Projector and Student View

Students will see this on the projector

# What are your thoughts?



Slide 7: Projector and Student View

Students will see this on the projector and use their devices to enter text


# Skim the blog post below

## <http://www.teachersfortomorrow.net/home/to-teach-45-students-150-mile-apart>

Beachwood Middle School



Davis Middle School



Slide 8: Projector and Student View

Students will see this on the projector




# What are your thoughts?

Beachwood



Dublin



abc

Slide 9: Projector and Student View

Students will see this on the projector and use their devices to enter text

# Collaborating over distance with Baiboard

- Baiboard- <http://www.teachersfortomorrow.net/home/baiboard-makes-teamteaching-easy-over-distancebreak-down-these-walls>
- Baiboard in action- <http://www.studentsfortomorrow.net/middle-age-all-quests-as-one/category/1>
- After you view these two links be ready to answer a quick question



Slide 10: Projector and Student View

Students will see this on the projector

# Collaboration over distance with Google Drive

- Our thinking process - <http://www.teachersfortomorrow.net/home/revising-our-lessons-part-1#comments>
- In Action - <https://docs.google.com/document/d/1fTsgghGA3vloBL2qlu4Q0fAjfIPqEaguklkxOYrfNcAusp=sharing>



Slide 11: Projector and Student View

Students will see this on the projector

**How can you use or might you use google drive to share and work with others?**

abc

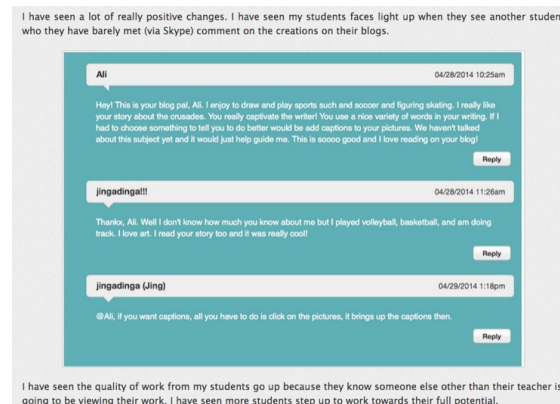
Slide 12: Projector and Student View

Students will see this on the projector and use their devices to enter text

# Authentic Audience

<http://www.teachersfortomorrow.net/home/new-online-friends-virtual-classroom-with-dublin-ohio>

Be sure to check out the video at the end of the post



Slide 13: Projector and Student View

Students will see this on the projector

# Feedback or questions?

abc

Slide 14: Projector and Student View

Students will see this on the projector and use their devices to enter text

# Check out-

## <http://www.studentsfortomorrow.net/middle-ages-webquest.html>

- Learn more about this 21st Century Assignment at 10 in this very room:)
- BIG picture talk! Using many tools...
- And Fun Formative Assessment using Peardeck, Kahoot and Zaption at noon:)



Slide 15: Projector and Student View

Students will see this on the projector